

STATEMENT OF AUDITED STANDALONE FINANCIAL RESULTS FOR THE QUARTER AND YEAR ENDED ON MARCH 31, 2017

Particulars	Quarter ended			Year ended	
	3 months ended	Preceding 3 months ended	Corresponding 3 months ended in the previous year	Year to date figures for current period ended	Previous year ended
(Refer Notes Below)	31-Mar-17	31-Dec-16	31-Mar-16	31-Mar-17	31-Mar-16
	Audited	Unaudited	Audited	(Audited)	
<b>I Income from Operations</b>					
1 Revenue from operations	423.00	459.94	382.15	1,760.66	1,319.94
2 Other operating income	-	-	-	-	-
<b>Total income from operations</b>	<b>423.00</b>	<b>459.94</b>	<b>382.15</b>	<b>1760.66</b>	<b>1319.94</b>
<b>II Expenses</b>					
1 Operating Expenses	263.52	382.43	240.03	1,308.86	937.69
2 Employees Benefit Expenses	38.01	40.03	66.85	147.70	117.13
3 Depreciation	5.52	5.72	8.95	22.47	52.56
4 Other expenses	110.77	54.78	62.08	267.75	238.17
<b>Total expenses</b>	<b>417.81</b>	<b>482.96</b>	<b>377.91</b>	<b>1746.78</b>	<b>1345.55</b>
<b>Profit from operations before other income, finance costs and exceptional items (I - II)</b>	<b>5.19</b>	<b>(23.02)</b>	<b>4.24</b>	<b>13.88</b>	<b>(25.61)</b>
5 Other Income	8.48	4.12	4.01	14.12	19.80
<b>Profit from ordinary activities before finance costs and exceptional items</b>	<b>13.67</b>	<b>(18.90)</b>	<b>8.25</b>	<b>28.00</b>	<b>(5.80)</b>
6 Finance Cost	3.61	3.96	4.29	17.98	17.82
<b>Profit from ordinary activities after finance costs but before exceptional items</b>	<b>10.05</b>	<b>(22.86)</b>	<b>3.97</b>	<b>10.02</b>	<b>(23.62)</b>
7 Exceptional Item	-	-	-	-	-
<b>Profit from Ordinary Activities before tax</b>	<b>10.05</b>	<b>(22.86)</b>	<b>3.97</b>	<b>10.02</b>	<b>(23.62)</b>
8 Tax expense	6.36	-	28.69	6.36	28.69
<b>Net Profit from Ordinary Activities after tax</b>	<b>3.69</b>	<b>(22.86)</b>	<b>(24.72)</b>	<b>3.66</b>	<b>(52.31)</b>
9 Extraordinary items	-	-	-	-	-
<b>Net profit for the period</b>	<b>3.69</b>	<b>(22.86)</b>	<b>(24.72)</b>	<b>3.66</b>	<b>(52.31)</b>
10 Paid up Equity share capital [Face value Rs. 10 each]	516.47	516.47	516.47	516.47	516.47
Reserve as per balance sheet of previous accounting year (excluding revaluation reserves)	-	-	-	-	-
11 Earnings Per Share (Face value Rs.10 per share, Not annualised) (Basic and diluted EPS before Extraordinary items for the period, for the year to date)	0.07	(0.44)	(0.48)	0.07	(1.01)
12 Earnings Per Share (Face value Rs.10 per share, Not annualised) (Basic and diluted EPS after Extraordinary items for the period, for the year to date)	0.07	(0.44)	(0.48)	0.07	(1.01)

**Notes:**

(1) The above results have been reviewed by the Audit Committee and taken on record and approved by the Board of Directors at their meeting held on May 30, 2017 and has been reviewed by the Statutory Auditors of the Company in terms of Regulation 33 of the SEBI (Listing Obligations and Disclosure Requirements) Regulations, 2015.

(2) The statutory auditors have carried out the Limited Review of the financial results for the year ended March 31, 2017.

(3) The company is primarily engaged in providing internet solutions and service. There are no other reportable segments in terms of Accounting Standard 17 on 'Segment Reporting' issued by the ICAI.


(4) Figures of the corresponding previous periods are regrouped and reclassified wherever considered necessary to correspond with current period's presentation.

By Order of the Board  
For City Online Services Limited

S. Raghava Rao

Chairman and Managing Director

Place: Hyderabad  
Date: May 30, 2017



Regd. Office : 701, 7th Floor, Aditya Trade Center, Ameerpet, Hyderabad - 500 038.

www.cityonlines.com

Phone : 040-67231900, 67231912, 66416882.

CIN No. L72200AP1999PLC032114

(All amounts in Indian rupees lakhs, except share data)

STATEMENT OF AUDITED CONSOLIDATED FINANCIAL RESULTS FOR THE QUARTER AND YEAR ENDED ON MARCH 31, 2017


Particulars	Quarter ended			Year ended	
	3 months ended	Preceding 3 months ended	Corresponding 3 months ended in the previous year	Year to date figures for current period ended	Previous year ended
(Refer Notes Below)	31-Mar-17	31-Dec-16	31-Mar-16	31-Mar-17	31-Mar-16
	Audited	Unaudited	Audited	(Audited)	
<b>I Income from Operations</b>					
1 Revenue from operations	429.72	468.93	420.09	1,856.22	1,364.26
2 Other operating income					
<b>Total income from operations</b>	<b>429.72</b>	<b>468.93</b>	<b>420.09</b>	<b>1,856.22</b>	<b>1,364.26</b>
<b>II Expenses</b>					
1 Operating Expenses	266.65	391.43	253.04	1,395.40	958.30
2 Employees Benefit Expenses	51.01	40.03	80.60	160.75	130.88
3 Depreciation	5.60	5.72	9.08	22.57	52.74
4 Other expenses	119.89	55.42	74.57	282.34	254.92
<b>Total expenses</b>	<b>443.15</b>	<b>492.60</b>	<b>417.30</b>	<b>1861.06</b>	<b>1396.84</b>
<b>Profit from operations before other income, finance costs and exceptional items (I - II)</b>	<b>(13.43)</b>	<b>(23.67)</b>	<b>2.79</b>	<b>(4.84)</b>	<b>(32.58)</b>
5 Other Income	9.74	4.49	10.99	17.75	26.83
<b>Profit from ordinary activities before finance costs and exceptional items</b>	<b>(3.69)</b>	<b>(19.18)</b>	<b>13.78</b>	<b>12.91</b>	<b>(5.75)</b>
6 Finance Cost	3.73	4.02	4.57	18.30	18.24
<b>Profit from ordinary activities after finance costs but before exceptional items</b>	<b>(7.42)</b>	<b>(23.20)</b>	<b>9.22</b>	<b>(5.39)</b>	<b>(23.99)</b>
7 Exceptional Item	-	-	-	-	-
<b>Profit from Ordinary Activities before tax</b>	<b>(7.42)</b>	<b>(23.20)</b>	<b>9.22</b>	<b>(5.39)</b>	<b>(23.99)</b>
8 Tax expense	6.35	-	28.71	6.35	28.71
<b>Net Profit from Ordinary Activities after tax</b>	<b>(13.77)</b>	<b>(23.20)</b>	<b>(19.49)</b>	<b>(11.75)</b>	<b>(52.69)</b>
9 Extraordinary items	-	-	-	-	-
<b>Net profit for the period</b>	<b>(13.77)</b>	<b>(23.20)</b>	<b>(19.49)</b>	<b>(11.75)</b>	<b>(52.69)</b>
10 Paid up Equity share capital [Face value Rs. 10 each]	51.65	51.65	51.65	51.65	51.65
Reserve as per balance sheet of previous accounting year (excluding revaluation reserves)	-	-	-	-	-
11 Earnings Per Share (Face value Rs.10 per share, Not annualised) (Basic and diluted EPS before Extraordinary items for the period, for the year to date)	<b>(0.27)</b>	<b>(0.45)</b>	<b>(0.38)</b>	<b>(0.23)</b>	<b>(1.02)</b>
12 Earnings Per Share (Face value Rs.10 per share, Not annualised) (Basic and diluted EPS after Extraordinary items for the period, for the year to date)	<b>(0.27)</b>	<b>(0.45)</b>	<b>(0.38)</b>	<b>(0.23)</b>	<b>(1.02)</b>

**Notes:**

- (1) The above results have been reviewed by the Audit Committee and taken on record and approved by the Board of Directors at their meeting held on May 30, 2017 and has been reviewed by the Statutory Auditors of the Company in terms of Regulation 33 of the SEBI (Listing Obligations and Disclosure Requirements) Regulations, 2015.
- (2) The statutory auditors have carried out the Limited Review of the financial results for the year ended March 31, 2017.
- (3) The company is primarily engaged in providing internet solutions and service. There are no other reportable segments in terms of Accounting Standard 17 on 'Segment Reporting' issued by the ICAI.
- (4) Figures of the corresponding previous periods are regrouped and reclassified wherever considered necessary to correspond with current period's presentation.

Place: Hyderabad  
Date: May 30, 2017

By Order of the Board  
For City Online Services Limited



S. Raghava Rao  
Chairman and Managing Director

Regd. Office : 701, 7th Floor, Aditya Trade Center, Ameerpet, Hyderabad - 500 038.

www.cityonlines.com


Phone : 040-67231900, 67231912, 66416882.

CIN No. L72200AP1999PLC032114

**CITY ONLINE SERVICES LIMITED**  
**STATEMENT OF ASSETS AND LIABILITIES**

(All amounts in Indian Rupees, unless otherwise stated)

Particulars	As at March 31, 2017	As at March 31, 2016
<b>A. Equity and liabilities</b>		
<b>(1) Shareholder's Funds</b>		
(a) Share capital	56,098,330	56,098,330
(b) Reserves and surplus	(23,977,571)	(24,343,450)
<b>(2) Non-current liabilities</b>		
(a) Long-term borrowings	-	836,698
(b) Long-term provisions	1,923,000	1,086,000
<b>(2) Current Liabilities</b>		
(a) Short-term borrowings	13,026,445	17,503,533
(b) Trade payables		
Total outstanding dues of micro and small enterprises	-	-
Total outstanding dues of creditors other than micro and small enterprises	36,312,765	19,756,630
(c) Other current liabilities	19,707,615	14,045,410
<b>Total</b>	<b>103,090,584</b>	<b>84,983,151</b>
<b>B. Assets</b>		
<b>(1) Non-current assets</b>		
(a) Fixed assets		
(i) Tangible assets	15,233,292	16,835,824
(ii) Intangible assets	63,868	142,748
(b) Non-current investments	1,491,681	925,855
(c) Deferred tax assets	78,507	714,505
(d) Long term loans and advances	2,080,409	2,292,810
<b>(2) Current assets</b>		
(a) Inventories	17,783,711	16,665,590
(b) Trade receivables	38,833,198	28,844,161
(c) Cash and bank balances	8,441,483	4,469,459
(d) Short-term loans and advances	18,378,164	13,696,265
(e) Other current assets	706,271	395,934
<b>Total</b>	<b>103,090,584</b>	<b>84,983,151</b>

For CITY ONLINE SERVICES LIMITED  
  
**S. RAGHAVA RAO**  
 CHAIRMAN & MANAGING DIRECTOR

Regd. Office : 701, 7th Floor, Aditya Trade Center, Ameerpet, Hyderabad - 500 038.

[www.cityonlines.com](http://www.cityonlines.com)

Phone : 040-67231900, 67231912, 66416882.

CIN No. L72200AP1999PLC032114